

An Intelligent Architecture for Sketch-Based Electrical Circuit Recognition

Ritika Sharma*, Aman Verma, Priyanshi Jain, Deepak Sahu

* Department of Computer Science & Engineering, LNCT University, Bhopal, India

ABSTRACT

It is a typical practice for architects to invest a lot of energy setting down beginning ideas utilizing pencil and paper. Regularly, it requires extra time to change the work into electronic media as specialized drawings. A portrayal acknowledgment system would spare specialists much time redrawing these in specialized programming. In this anticipate we will perceive outlined electrical circuit images. We need to accomplish a trainable electronic outlined circuit recognizer that has quick reaction time, high precision and simple extensibility to new segment. We will utilize PCA based picture preprocessing and watershed division technique to portion circuit sketch.

INTRODUCTION

Because of progressions in the field of PC innovation and because of the across the board utilization of Internet and expanding accessibility of assets the genuineness of the substance is a noteworthy issue. To check the authenticity different calculations have been done before. The need of references is to a great degree supportive to any individual who needs to discover more about your thoughts and where they originated from not all sources are great or right. Your own thoughts may frequently be more exact or intriguing than those of your sources. Appropriate reference will keep you from taking the blow for another person's awful thoughts referring to sources demonstrates the measure of exploration you've done referring to sources reinforces your work by loaning outside backing to your ideas. A considerable measure of thoughts was displayed that how to refer to your paper appropriately with a specific end goal to present the genuineness of the examination work done by the researcher.

An inquiries emerges that why references is done, or in alternate words we can what is the need or significance of circuit. The answer can be dissected by experiencing the accompanying focuses which clarifies the significance of acknowledgment.

There are proposed methods for in-text citations in a manuscript for circuit recognition. The circuit recognition does not provide a satisfying measure for the computation of in-text citation of the manuscript i.e. the results were not so satisfying. The main idea behind the research work was to develop such a technique which can provide a way for the paper re-valuers to check the authenticity of the contents in easier way. The outcomes proposed by these methods are more accurate and satisfying. The circuit recognition of in-text citation is actually an idea to present or check the authenticity of contents of a manuscript with the help of grammatical relationships. The POS tagging and type dependencies techniques will solve many purposes yet the satisfying result could not be guaranteed. In this research work, we have tried to modify the previous algorithms for the better results. We do not say that it is the end of research in this segment but it will definitely provide the new researchers with the scope to bring new considerations that could serve the future demands. Also they can produce genuine ideas and methods which can very useful in the field of recognition.















EXISTING APPROACHES

Yuchi Liu et al. represents a circuit recognition recognizing circuit sketch is very useful for electrical engineers. In this project, we use topology based segmentation method to segment circuit sketch, and classify each component using the Fourier descriptors as feature vector for Support Vector Machine. An accuracy rate of over 90% is achieved for each component.

There are proposed methods for in-text citations in a manuscript for circuit recognition. The circuit recognition does not provide a satisfying measure for the computation of in-text citation of the manuscript i.e. the results were not so satisfying. The main idea behind the research work was to develop such a technique which can provide a way for the paper re-valuers to check the authenticity of the contents in easier way. The outcomes proposed by these methods are more accurate and satisfying. The circuit recognition of in-text citation is actually an idea to present or check the authenticity of contents of a manuscript with the help of grammatical relationships. The POS tagging and type dependencies techniques will solve many purposes yet the satisfying result could not be guaranteed. In this research work, we have tried to modify the previous algorithms for the better results. We do not say that it is the end of research in this segment but it will definitely provide the new researchers with the scope to bring new considerations that could serve the future demands. Also they can produce genuine ideas and methods which can very useful in the field of recognition.

Existing Approaches

Yuchi Liu et al. represents a circuit recognition recognizing circuit sketch is very useful for electrical engineers. In this project, we use topology based segmentation method to segment circuit sketch, and classify each component using the Fourier descriptors as feature vector for Support Vector Machine. An accuracy rate of over 90% is achieved for each component.

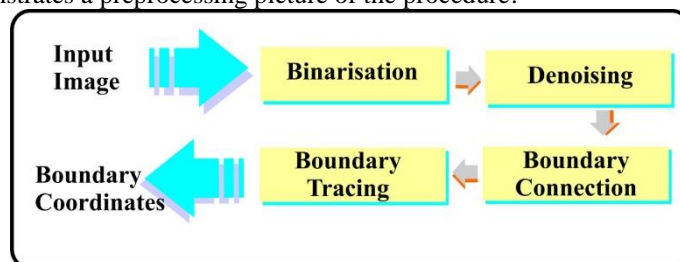
Components	Database			
	Standard Image	Sketch Images		
Battery		Different mechanism , N/A		
Capacitor		Different mechanism , N/A		
Amplifier				
Diode				
Resistor				

Sample sheet of training images

Fig 1 Circuit Recognition in Database

Preprocessing

Before extraction of the electric circuits some preprocessing undertakings on preparing electric circuits and test sketch circuit are required. This preprocessing is finished by passing the electric circuits through battery, capacitor, intensifier, diode and resistor as required by yield required and we can likewise apply these independently or two at once. Fig no 2 demonstrates a preprocessing picture of the procedure.



Preprocessing of shape image
Fig 2 Preprocessing Image

Segmentation

In segmentation watershed segmentation is used for better segmentation of ROI. To achieve high efficiency, instead of using a sliding window that may vary size in vertical and horizontal directions, we extract feature points based on the topology of the image and find bounding box based on these feature points.

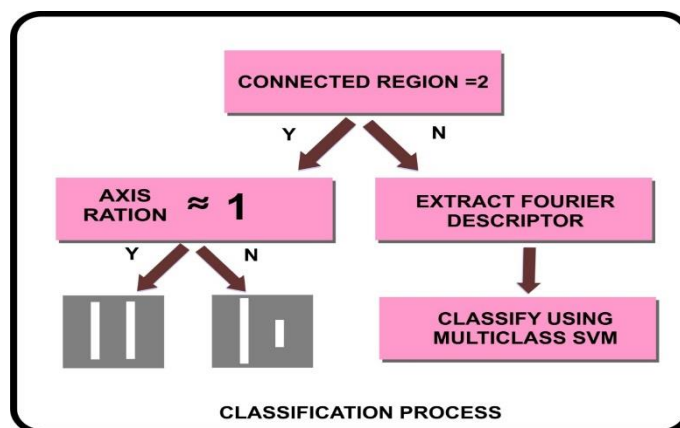


Fig 3 Classification Process

Feature Extraction:

In the present work, to recognize a circuit-sketch, extraction of electric component from circuits that required. The appearance of electrical components is different from each other. It is not possible to extract all the electrical components with one algorithm. Therefore, we have designed separate algorithm for each electrical component. The first and the most important step in electrical component detection is to track the position of the various circuits. Thereafter, the symmetry property of the electric with respect to the circuits is used for tracking rest of the components like capacitor, resistor, diode etc. Here we have used a geometric model shown in fig.3 to predict the region of interest or the approximate positions where the electrical components may appear and then the actual regions of the electrical components are extracted by applying the proper algorithms over the area around the predicted regions.

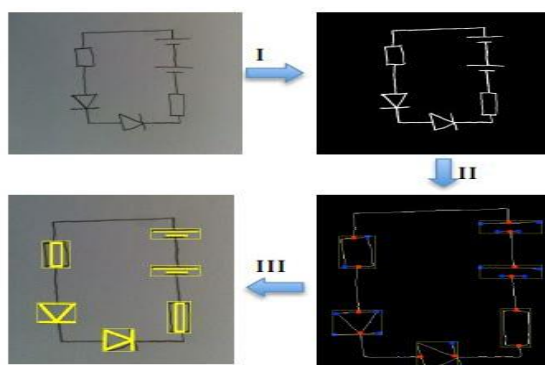


Fig 4 Feature Extraction

Fourier Descriptors

Fourier transform is widely used for shape analysis. Their nice characteristics, such as simple derivation, simple normalization, and robustness to noise, have made them popular in a variety of applications. These descriptors represent the shape in frequency domain. Low frequency components contain information about the general features of the shape, and the higher frequency components contain finer details of the shape. Though different people may have different drawing habits, the subset of the low frequency coefficients tend to be similar for the same electronic component. So although the number of coefficients generated from the Fourier transform is usually large, the dimensions of the Fourier descriptors used for shape recognition can be greatly reduced.

PROBLEM STATEMENT

The main problem till date with the circuit recognition was how to check the circuit and how much content is draw the references. . Earlier scholar or other researchers copies the ideas or some parts of the research papers content by using synonyms and other ways.

In this research work we have implied such techniques which use various circuit recognition as a key to check contents database. The idea behind this approach is that one cannot change the basic recognition methods. With this proposed method these problem can be solved to a greater extent. Following is the figure which illustrates the problem identification for the research work.

METHODOLOGY

Since the human life is getting more digitalize, the flow of data and information has increased rapidly. Thousands of text images and video contents are created, uploaded and are shared across all over the internet. The widespread use of internet has also brought an issue of digital data piracy or content copyrights too. Because of excess availability of information to everyone, a single click is away so that everyone works smarter (Work Less Do More) and reuses the available information across the world to his required context.

Our research work concentrates on the content authenticity of journals or research papers of scholars which they submit as their recognition of research work. Research scholars use various references papers and other resource of information to complete their work. In order to complete their proposed task they came to know that someone has already worked on this topic in some other context. So they can just use their work or research paper as a reference paper.

We are proposing a simple and very genuine method to recognize this contextual reference information in scholar's research papers. Whether the researcher has actually used some part of information form reference paper or not, how much of data is used from reference papers. This research work is employed to detect such issues described above. We have named Circuit recognized.

The software recognized for the draw circuit of actual form for example two lines represent a battery and triangle represent of a diode and rectangle represent a resistor. In this research work, we have tried to modify the previous algorithms for the better results. We do not say that it is the end of research in this segment but it will definitely provide the new researchers with the scope to bring new considerations that could serve the future demands. Also they can produce genuine ideas and methods which can very useful in the field of natural language processing.

In order to make effective result of in-text citation we have used Stanford parser a natural language processing tool which has rich set of tools to work with extracted phrases of words and sentences.

WORKING PROCESS

This proposed work is followed by the following steps:

- Image Preprocessing [PCA Based]
- Image Segmentation (Watershed)
- Feature Extraction (Fourier descriptors)
- Classification (SVM)

(a)Image preprocessing: Image preprocessing can significantly increase the reliability of an optical inspection; several filter operations which intensify or reduce certain image details enable an easier or faster evaluation. To recognize different components from a sketch user's draw, we first need to binarize the raw images. Then we filter out small regions of noises.

(b) Image Segmentation (Watershed): The term watershed refers to a ridge that divides areas drained by different river systems. A catchment basin is the geographical area draining into a river or reservoir. Computer analysis of image objects starts with finding them-deciding which pixels belong to each object. This is called image segmentation, the process of separating objects from the background, as well as from each other. A drop of water following the gradient of an image flows along a path to finally reach a local minimum. Intuitively, the watershed of a relief corresponds to the limits of the adjacent catchment basins of the drops of water.

(c) Feature Description: In this phase shape analysis has been done through Fourier Descriptors. In shape retrieval, user is only interested in the outline features of similar shapes, the position, size and rotation of the shapes is not important. Though different people may have different drawing habits, the subset of the low frequency coefficients tend to be similar for the same electronic component. So although the number of coefficients generated from the Fourier transform is usually large, the dimensions of the fourier descriptors used for shape recognition can be greatly reduced.

The Fourier descriptors of a shape are calculated to find the coordinates of the edge pixels of a shape and put them in a list in order, going clockwise around the shape. To define a complex-valued vector using the coordinates obtained. For example to take the discrete Fourier transform of the complex-valued vector. Fourier descriptors inherit several properties from the Fourier transform.

Translation invariance: no matter where the shape is located in the image, the Fourier descriptors remain the same.

Scaling: if the shape is scaled by a factor, the Fourier descriptors are scaled by that same factor.

Rotation and starting point: rotating the shape or selecting a different starting point only affects the phase of the descriptors.

For complex coordinates signature, the Fourier descriptor is obtained through Fourier transform on a complex vector derived from the shape boundary coordinates. Suppose the boundary of a particular shape has K pixels numbered from 0 to K-1. The k-th pixel has position (x_k, y_k) . The complex vector S is given by the difference of the boundary points from the centroid (x_c, y_c) to the shape.

(d.) Classification (SVM): After finding the bounding boxes for each component, for each component, we dilate the image and find how many connected regions it has. If it has two connected regions, then it is likely to be capacitor or battery, then based on the axis ratio of the axis of the two regions, we can classify it as capacitor or battery. Otherwise, we need to find boundaries of the component and extract the 2nd-17th Fourier descriptors and perform SVM decision

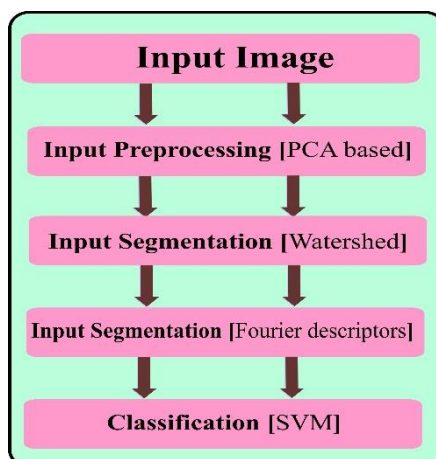


Fig 5 Flow of Work

RESULT AND DISCUSSION

EXPERIMENTAL ANALYSIS

For each of the part, we have 55 preparing pictures and 30 test pictures. The test pictures are attracted distinctive scales and introductions and in various style. By utilizing low recurrence subset of Fourier descriptor of the mind boggling directions of the pixels on the limits of the parts as highlight vectors for SVM, we accomplished a precision of more than 90%. What's more, we found that our methodology is genuinely vigorous to change of scales, introductions and diverse styles of drawing. We additionally looked at the exactness of utilizing complex directions shape marks against the centroid separation marks and observe that mind boggling direction is more precise for our issue.

Precision Dependence on Size of Training Set Recognizing capacitor and battery utilizes an alternate methodology and they accomplish exactness of 100%. What we talk about here is the second gathering that are arranged utilizing SVM. For the second gathering, which comprises of intensifier, diode and resistor, the exactness for perceiving every segment increments as our database for preparing pictures becomes bigger. At the point when there are fifty-five preparing pictures, our right rate for perceiving amplifier, diode and resistor are 96%, 98% and 99% separately when testing the thirty test pictures exclusively. This gives us an estimation of what number of preparing pictures we requirement for every segment in the event that we need to bolster more classifications of part. The impact of preparing size on acknowledgment exactness is appeared as takes after.

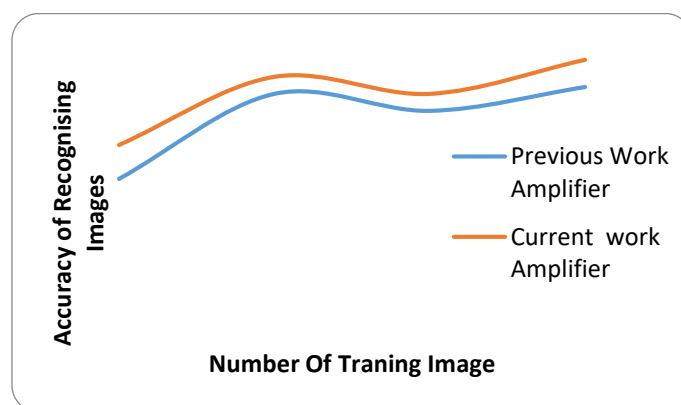


Fig.6: Comparison Graph of previous work and Current work of amplifier

Figure 5 represents a graph previous work and current work comparison graph. This graph represents a maximum accuracy identified a amplifier.

Figure 6 represents a graph previous work and current work comparison graph. This graph represents a maximum accuracy identified a diode.

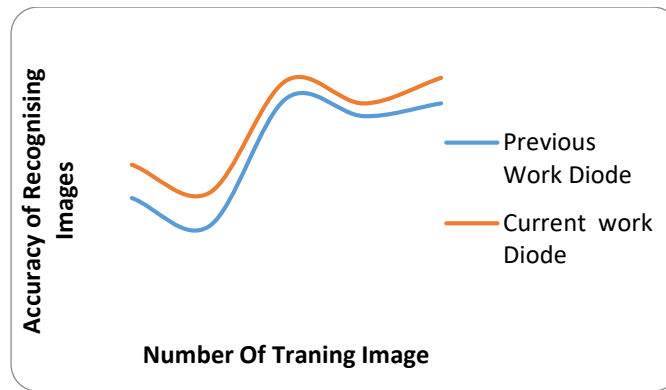


Fig.7: Comparison Graph of previous work and Current work of Diode

Figure 8 represents a graph previous work and current work comparison graph. This graph represents a maximum accuracy identified a resistor.




Fig.8: Comparison Graph of previous work and Current work of Resistor

Figure 9 represents a graph previous work and current work comparison graph. This graph represents a maximum accuracy of total.

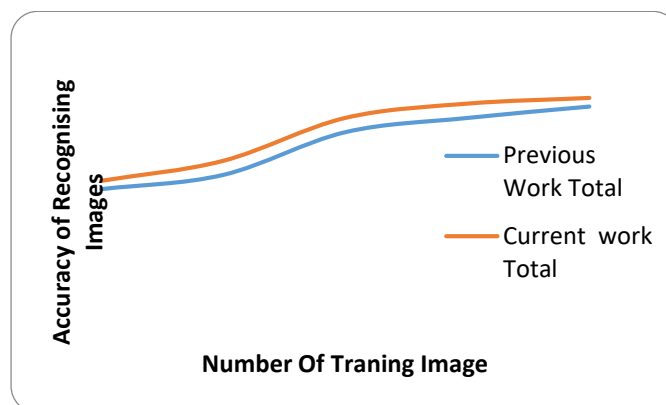


Fig.9: Comparison Graph of previous work and Current work of total

CONCLUSION

We have built up a strategy to perceive parts in an outlined electronic circuit viably. We used topology based component point for division. We utilized Fourier descriptor of the mind boggling directions of the limit of the part as highlight vector for SVM. We have shown a high precision acknowledgment rate with invariance to picture turn, scaling and alteration. Our framework is extensible to perceive more classifications of circuit segment. We trust it is a promising way to deal with perceive hand-drawn portrays and deliver standard circuit chart. Amplifier previous work of the Centroid Distance Fourier 70 % and current work accuracy is 85 %.. Previous work of the Complex plane Fourier Descriptor Accuracy is previous work 93 % and current work accuracy is 97 %.Diode Previous work of the Centroid Distance Fourier 60 % and current work accuracy is 70 %.. Previous work of the Complex plane Fourier Descriptor Accuracy is previous work 93 % and current work accuracy is 98 %.Resistor

Previous work of the Centroid Distance Fourier 57 % and current work accuracy is 69 %.. Previous work of the Complex plane Fourier Descriptor Accuracy is previous work 67 % and current work accuracy is 79 %.

FUTURE SCOPE OF WORK

Future directions include more training data for better SVM model and more types of component for recognition. As well as combining other features such as image moments as features for SVM. It will provide better and faster segmentation method. It will do separate recognition of text and numerical values with electronic component.

REFERENCES

- [1] Liu Yet et al (2013) "Circuit Sketch Recognition", Published in Pervasive and Mobile Computing .
- [2] Johnston D. et al (2013) "Sketch Recognition of Digital Logical Circuits", Published in IEEE.
- [3] Ahmed S. et al.(2013), "Automatic analysis and sketch based retrieval of architectural floor plans" Published by pattern recognition letters"
- [4] Wang N.. et al (2013), "Pattern Recognition Letters", Pattern Recognition Letters.
- [5] Belongie S. et al.(2002), "Shape matching and object recognition using shape context, Published in IEEE".
- [6] Deng W.et al. (2013) "Directional Blurred Shape Model Descriptor for Sketched Symbol Recognition", International Journal of Information and Electronics Engineering,.
- [7] Pramanik S. et al (2010)" geometric feature based face-sketch Recognition", Published in Computer Communication.
- [8] Murali Mohan Babu Y. et al. (2012), "PCA based image denoising", Published Signal & Image Processing : An International Journal (SIPIJ)
- [9] Deng W. et al (2015)," An Efficient Primitive - Based Method to Recognize Online Sketched Symbols with Auto completion, Published by Mathematical Problems in Engineering.
- [10] Wu J. et al (2014), "Sketch Recognition with Natural Correction and Editing", Association for the Advancement of Artificial Intelligence
- [11] Zhang D. et al. (2014), "A Comparative Study on Shape Retrieval Using Fourier Descriptors with Different Shape Signatures" Association for the Advancement of Artificial Intelligence
- [12] Zhou L. et al (2013) "Enhancing Sensor Location Privacy in Wireless Sensor Networks, Advances in information Sciences and Service Sciences (AISS)".
- [13] Jain A. et al (2015) "Bridging the Gap: From Biometrics to Forensics" Philosophical Transactions of The Royal Society B.
- [14] Klum S. et al (2011) "Sketch Based Face Recognition: Forensic vs. Composite Sketches" Philosophical Transactions of The Royal Society B.
- [15] Liwicki M.. (2011) "Recognizing and Simulating Sketched Logic
- [16] Circuits" Published by Philosophical Transactions of The Royal Society B.
- [17] Alvarado C. et al. (2010) "Sketch Recognition for Digital Circuit Design in the Classroom". Published by Philosophical Transactions of The Royal Society B.
- [18] Jos B.T.M. et al (2001) "The Watershed Transform: Definitions, Algorithms and Parallelization Strategies", Published by Fundamenta Informaticae".
- [19] Tirkaz C. et al (2012) "Sketched symbol recognition with auto-completion" Published by Pattern recognised.
- [20] Neulka D. et al (2014) "Mallats Wavelet Transform for Human Face Recognition Using Artificial Neural Network" Published by JETIR.
- [21] Liwicki W. et al (2012) "Recognizing and Simulating Sketched Logic Circuits" Published by JETIR.
- [22] Song Y. et al (2012) "Real-Time Exemplar-Based Face Sketch Synthesis" Published by JETIR.
- [23] Fayed N et al (2012),"Efficient combined security system for wireless, Egyptian Informatics journal."
- [24] A. Mainwaring, D. Culler, J. Polastre, R. Szewczyk, J. Anderson, Wireless sensor networks for habitat monitoring, in: Proc. of the 1st ACM International Workshop on Wireless Sensor Networks and Applications, 2002
- [24] P. Kamat, Y. Zhang, W. Trappe, and C. Ozturk, "Enhancing Source Location Privacy in Sensor Network Routing," Proc. Int'l Conf. Distributed Computing Systems (ICDCS,05), June 2005.